

"L" Series by



The Prudent Choice

**Remarkable performance
with only 1.2 gallons of
water per rack!**

The "L" Series

DECREASES your Chemical Usage
SAVES on Sewer Surcharges
REDUCES Heating Costs
LOWERS Water Bills

**Maximum Capacity:
55 racks per hour!
(60 second time cycle)**



L-3DWC

*Corner inside sump
with built-in scrap
accumulator*

**A true
LOW-ENERGY,
dump and fill
dishmachine!**



L-3DW


*Pass-thru inside
sump with built-in
scrap accumulator*

All "L" Series, Low-Water Machines are Convertible
(corner to pass-thru or pass-thru to corner).

A True 3-door Design, with only two
doors opening in either direction.

At American Dish Service, Quality People, Designs,
and Products have been the foundations of our
organization for over **45 years**.

www.americandish.com



American Dish Service
Manufacturers of Ware Washing Equipment

900 Blake Street Edwardsville, KS 66111-3820 Toll Free (800) 922-2178 Phone (913) 422-3700 Fax (913) 422-6630

"L" Series

LOW WATER USE - HIGH SPEED OPERATION

Available in 60, 72, and 90 second time cycles
 Two-stage filter protects pump and spray jets
 Stainless steel sump and impeller
 1.2 gallons of water per rack



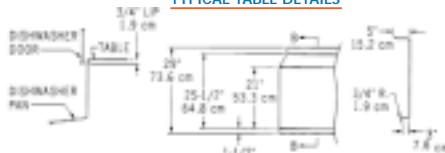
- **Top Mount Controls**
- **Exterior Mounted Chemical Pump Heads**
- **Quick-disconnect, Easy Service Access, Electrical Controls**
- **True 3-Door Design, with only 2 Doors opening in either configuration**
 - Eliminates water on back wall
 - Doors stay in alignment
- **Eye-Level Temperature Gauge**
- **Built-in De-liming Switch**
- **Large Capacity Internal Scraper (Inside Sump Only)**
- **No-Adjustment Solenoid Replacement**
- **1 1/2 H.P. Wash & Rinse Pump**
- **Prime Switches**
- **Automatic Chemical Feed**
- **Nylatron® Strips to Protect Stainless Doors**

CAUTION:

Electrical and plumbing connections should be made by a qualified Service Person who will comply with all available federal, state, and local Health, Electrical, Plumbing, and Safety codes.

Manufacturer reserves the right to modify these specifications in compliance with regulatory agencies and manufacturing expediency.

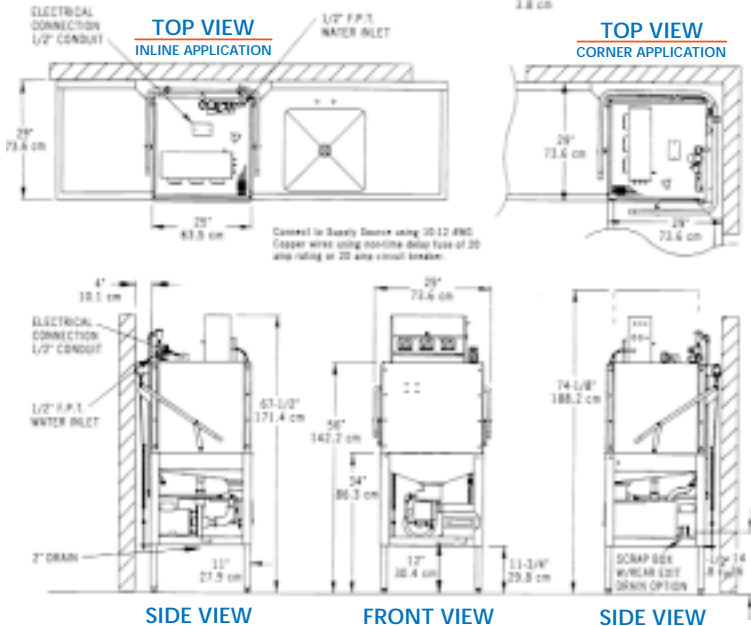
TYPICAL TABLE DETAILS



L3-DW

FAMILY MODELS

	L60-3DW L60-3DWC	L72-3DW L72-3DWC	L90-3DW L90-3DWC
NSF RATED CAPACITY (racks/hour)	55	46	37
WASH TIME (in seconds)	36	43	50
RINSE TIME (in seconds)	15	19	30
DWELL (in seconds)	09	10	10
GALLONS PER HOUR	66	55	44
TOTAL CYCLE TIME (in seconds)	60	72	90
WATER TEMPERATURE OF SUPPLY WATER (NSF)	120° F MINIMUM		
WATER CONSUMPTION (NSF)	1.2 GALS. PER CYCLE		
ELECTRICAL RATING (NEC)	(1.125 KW) 1.5 HORSEPOWER		
RACK SIZE	STANDARD 19.75" x 19.75"		
DOOR CLEARANCE	17.75" TALL x 20.75" WIDE		
WATER INLET	(1/2") F.P.T.		
DRAIN SIZE	(1-1/2") F.P.T.		
HEIGHT (adjuster feet will give)	MIN: 67.5", MAX: 68.48"		
WIDTH	29"		
WIDTH, TABLE TO TABLE (inline model)	25"		
DEPTH (overall)	28"		
SHIPPING WEIGHT	307 lbs		
SHIPPING VOLUME (crated)	58.7 CU. ft.		



ADS has built a strong history based on Customer Service, Quality and Reliability. A Commitment to Excellence is the driving force behind American Dish Service.